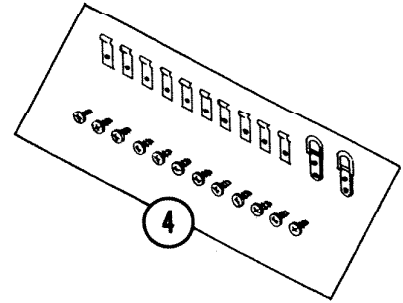
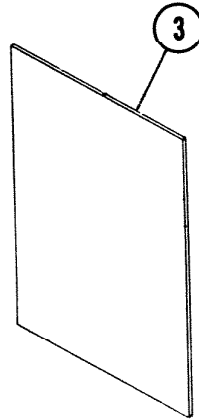
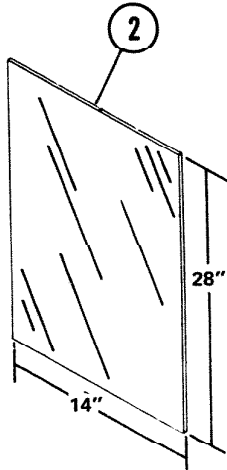
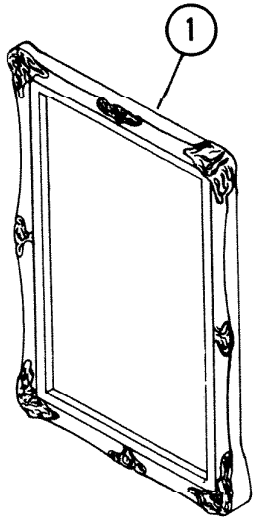


PARTS LIST

EFFECTIVE DATE	MODEL	PRODUCT GROUP
JUNE 1978	785, 786, 787 REVISED	BATH CABINET



. REF.	ORIGINAL PART NO.	* PART DESCRIPTION	MODEL USED ON	CURRENT REPLACEMENT PART NO.
1	93649	FRAME	WHITE & GOLD 785	93649-000
	93650		WALNUT 786	93650-000
	93651		ANTIQUE GOLD 787	93651-000
2	93058	MIRROR NOTE: MIRROR MAY BE PURCHASED FROM LOCAL GLASS SHOP. SIZE: 1/4" x 14" x 28"	785 786 787	93058
3	93206	BACKING	785 786 787	93206
4	91364	MIRROR HANGER KIT	785 786 787	69791-000

NuTone Division

NOTE: Always order by current part number.